




# Sarracenia species - Pitcher Plants

## Spring time onwards ....

	<p>These are bog plants that need peat or peat substitute soil. They need to stand in rain water at least 2 inches deep. See last 2 photos for examples of how to do this.</p> <p>Plants may be repotted every 2-3 years, and mature rhizomes with several growth points can be divided with a sharp knife in February, March early April and potted up separately.</p> <p>For more information see "Splitting Carnivorous plants" page.</p>
	<p>New growth will resume in the Spring when warm conditions are restored, and healthy plants which have undergone good dormancy conditions will flower in March-May.</p> <p>Trumpet leaves will then follow.</p>
	<p>Stand in 2 to 4 inch rain water through the summer in full sun.</p> <p>Direct sunshine encourages red colouration depending on the variety.</p>



Some or all of their pitchers will die back late Autumn - this is no cause for concern, and is entirely natural as nutrients are drawn down into the rhizome. Dead pitcher leaves may be removed to discourage mould or disease.



In the winter months (October-March), the plant will experience a natural dormant period and should be kept cold (-10-+10oC) and watering should be reduced to 1 to 2 inches.

Many species are fully hardy in the UK and suitable for growing outdoors all year round as pond marginals, etc., but all benefit from some protection from gales and will resume growth sooner if protected from heavy frosts.